

[Home](#) - [Products](#) - [Technical Data](#) - [Reps/Distr.](#) - [Contact Us](#)

D-SUB SOLDER CUP CONNECTORS - D SERIES

SPECIFICATIONS:

MECHANICAL:

Shell: steel

Finish: tin plated

Insulator: thermoplastic PBT UL94V0

CONTACTS:

Machined Pin: copper alloy

Stamped Pin: copper alloy

Contact Engagement Force: Max. 12 oz. [3.40N]

Contact Separation Force: Max 0.75 oz. [0.20N]

Finish: reference drawing

ELECTRICAL:

Current Rating: 3 amps

Voltage Rating : 250 vac

Dielectric Withstanding Voltage: 1000 vac @ 1 min.

Insulation Resistance: 3000 meg ohm @ 500 vdc

Contact Resistance: <15 milli ohms (mated)

Temperature Range: -55° TO +105° C

Available Sizes:


Male: 9, 15, 25, 37 & 50 position

Female: 9, 15, 25, 37 & 50 position

[RoHS Compliant](#)

[DOWNLOAD](#)

[DRAWING](#)




[CERTIFICATE OF COMPLIANCE FOR STAMPED CONTACTS](#)

[CERTIFICATE OF COMPLIANCE FOR MACHINED CONTACTS](#)

Part Numbers

XDE9PTE	XDE9PTEC	XDE9PTES	XDE9PTESC
XDE9ST	XDE9STC	XDE9STS	XDE9STSC
XDE15PTE	XDE15PTEC	XDE15PTES	XDE15PTESC
XDE15ST	XDE15STC	XDE15STS	XDE15STSC
XDE25PTE	XDE25PTEC	XDE25PTES	XDE25PTESC
XDE25ST	XDE25STC	XDE25STS	XDE25STSC
XDE37PTE	XDE37PTEC	XDE37PTES	XDE37PTESC
XDE37ST	XDE37STC	XDE37STS	XDE37STSC
XDE50PTE	XDE50PTEC	XDE50PTES	XDE50PTESC
XDE50ST	XDE50STC	XDE50STS	XDE50STSC

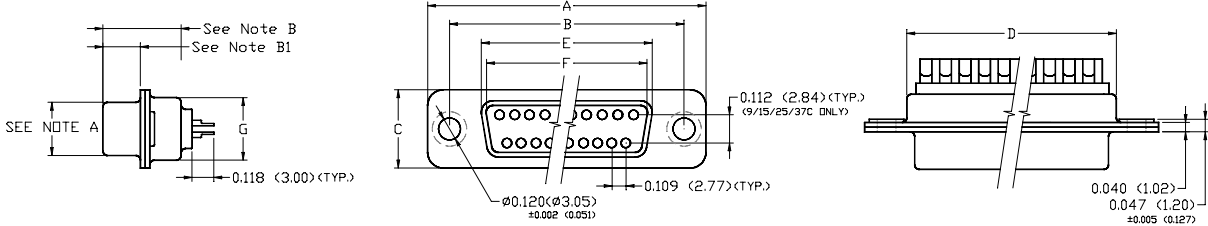
D-SUB SOLDER CUP CONNECTORS - D SERIES



NOTE A:
9/15/25/37C MALE: 0.327 (8.30) ±0.010 (±0.254)
FEMALE: 0.311 (7.90) ±0.010 (±0.254)
50C MALE: 0.445 (11.30) ±0.010 (±0.254)
FEMALE: 0.429 (10.90) ±0.010 (±0.254)

NOTE B:
9/15/25/37C MALE: 0.431 (10.95) ±0.010 (±0.254)
FEMALE: 0.423 (10.75) ±0.010 (±0.254)
50C M / F: 0.431 (10.95) ±0.010 (±0.254)

NOTE B1:
9/15/25/37C MALE: 0.240 (6.10) ±0.010 (±0.254)
FEMALE: 0.232 (5.90) ±0.010 (±0.254)
50C M / F: 0.240 (6.10) ±0.010 (±0.254)



SPECIFICATIONS:

MECHANICAL

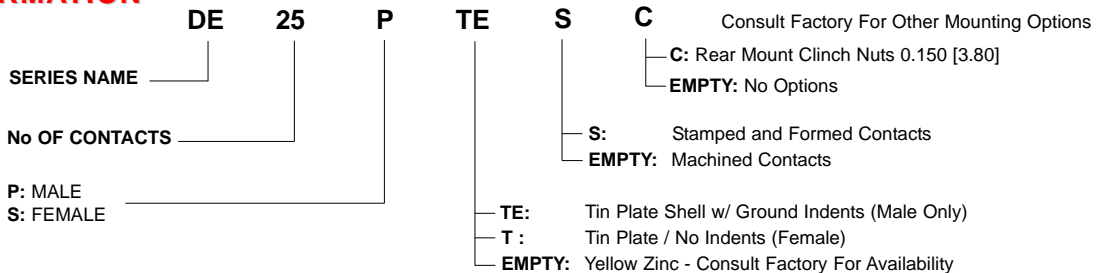
- Shell: Steel
- Finish: Yellow Zinc or Tin Plate.
- Insulator Material: Thermoplastic UL94V-0.
- Insulator Color: Black
- Contacts: Male Pin - Machined: Copper Alloy.
Stamped: Copper Alloy.
- Female Socket - Machined: Copper Alloy.
Stamped: Copper Alloy.
- Plating: Gold over Nickel.
- Temperature Range: -55° to +105° C.

ELECTRICAL

- Voltage Rating: 300 VDC.
- Current Rating: 3 Amps.
- IR: > 3000 Meg OHms.
- CR: < 15 Milliohms.
- Dielectric Withstanding Voltage: AC 1000 V Min. (for 1 Minute)

D-SUB SOLDER CUP CONNECTORS - D SERIES - DIMENSIONS							INCHES [MM]	
No. of Contacts	Shell Size	A	B	C	D	E Max. Female	F Min. Male	G
		±0.005 [±0.127]	±0.005 [±0.127]	±0.005 [±0.127]	±0.005 [±0.127]	±0.005 [±0.127]	±0.005 [±0.127]	±0.005 [±0.127]
9	E	1.213 [30.81]	0.984 [24.99]	0.494 [12.55]	0.759 [19.28]	0.643 [16.33]	0.666 [16.92]	0.422 [10.72]
15	A	1.541 [39.14]	1.310 [33.27]	0.494 [12.55]	1.089 [27.65]	0.971 [24.66]	0.994 [25.25]	0.422 [10.72]
25	B	2.088 [53.04]	1.850 [46.99]	0.494 [12.55]	1.626 [41.30]	1.511 [38.38]	1.534 [38.96]	0.422 [10.72]
37	C	2.730 [69.34]	2.500 [63.50]	0.494 [12.55]	2.261 [57.44]	2.159 [54.84]	2.182 [55.42]	0.422 [10.72]
50	D	2.638 [67.00]	2.406 [61.11]	0.605 [15.37]	2.178 [55.32]	2.056 [52.20]	2.079 [52.81]	0.533 [13.54]

ORDER INFORMATION



Specifications subject to change without notice